




# Gemini Enterprise

The All-in-One, One-for-All Enterprise AI Platform to [accelerate business decision-making](#).

AI holds tremendous transformative potential, yet many enterprise AI initiatives fail to deliver meaningful results. One of the primary reasons is that organizational data is often not AI-ready – it is siloed, unstructured, and lacking the context required for reliable AI performance.

Gemini Enterprise creates a unified system of context that transforms fragmented enterprise information into [AI-ready data](#).



## One System of Context for Your Enterprise

With state-of-the-art RAG (Retrieval-Augmented Generation) technology, Gemini Enterprise maximizes AI understanding of your data and minimizes hallucination. Combined with the Data Importer feature, the platform enables organizations to quickly and easily connect their data, structured and unstructured, to AI.

Step into the future and enhance your [decision intelligence](#) with Gemini Enterprise.

## Key Features

### AI Portal

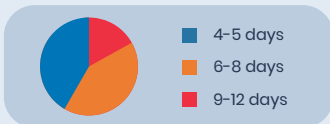
The AI Portal serves as a central, governable interface for employees to intuitively interact with organizational data through AI.

Get answers to mission-critical business questions, or ask for a comprehensive report based on your data, all within seconds.

Why have sales of the SW200 Smart Sensor dropped over the past month?

Sales of the X200 Smart Sensor declined by 12% in the past six weeks, primarily in the North American and EU markets.

Analysis indicates the drop is mainly due to increased average delivery lead times, which rose from 5 days to 9 days due to a supplier shortage in microcontrollers.



As a result, three major distributors temporarily shifted orders to competing products, accounting for roughly 65% of the decline.

Contact Us

[geminidata.com](https://geminidata.com)

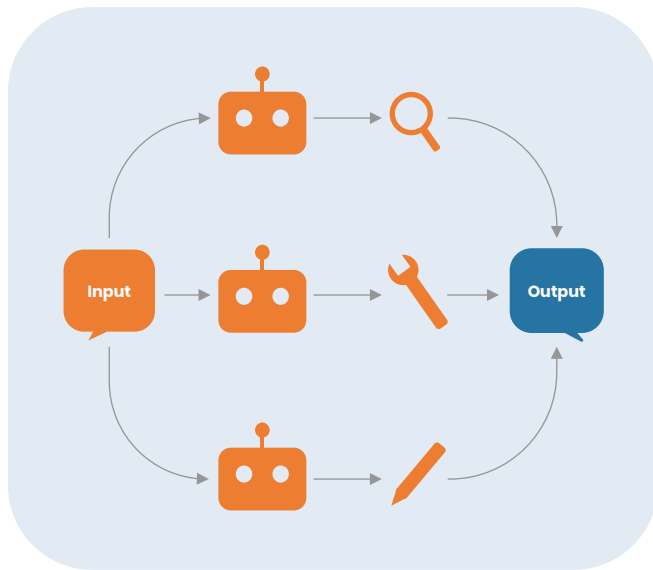
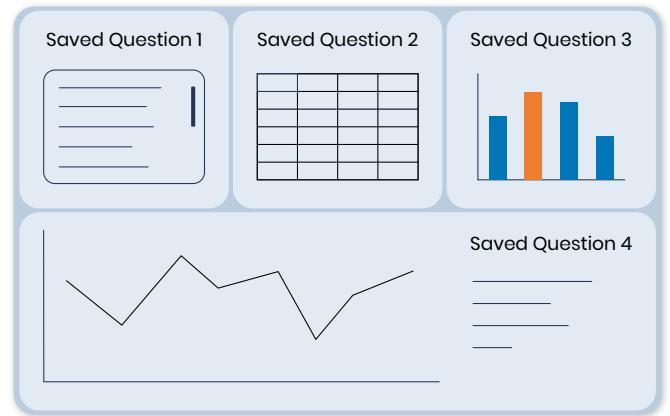
+1 800 549 7888

© Gemini Data, Inc.

## Story Center

The Story Center is a dashboard-like interface where you can conveniently view previous AI outputs. Save your most commonly asked questions and Story Center will update automatically based on new data.

In addition, the Story Forge feature enables you to generate multiple questions at once based on the data project with a simple prompt.



## Agent Management

Create smarter AI Agents with Gemini Enterprise by grounding them in your data. Ensure your agents' outputs are accurate, contextual, and aligned with your organization.

With Agentic Workflows, you can intelligently automate repetitive tasks. By reducing manual effort, Gemini Enterprise enables employees to focus on strategic priorities that drive real business impact.

## Drive Results with AI the Right Way

Instead of implementing AI in isolation, build it on a solid foundation that encourages expansion. By transforming your organizational data into a cohesive System of Context, Gemini Enterprise transforms AI from a promising concept into a measurable business advantage.

Reduce risk, accelerate decision-making, and unlock the full value of your organizational knowledge.

Turn your data into **decision intelligence** with Gemini Enterprise.

